

Volume 14, Issue 1

February & March 2025

## Winter Time!

### Inside this issue:

## A Training Manual for Life

Devotion 1

From the Pastor 2

From the Pastor's wife 3

Thoughts From Bob  
Nursery Schedule 4

A Little Bit of History  
Winterfest 5

Library  
Spiritual Gifts 6

February Calendar 7

March Calendar 8

Food for Thought 9

A Merry Heart 10

Activity Page 11

*All Scripture is given by inspiration of God, and is profitable for doctrine, for reproof, for correction, for instruction in righteousness, that the man of God may be complete, thoroughly equipped for every good work.*

**2 Timothy 3:16-17**

When a soldier is in training, field manuals explain how to carry out assigned duties. The same could be true for a person training to enter another profession. Books and manuals represent the learned experience and knowledge of those who have come before; they save us time and mistakes in our own endeavors.


From a practical point of view, we can think of the Bible as a field manual for the Christian life—and even for life in general in terms of relationships, finances, morals, family, and more. Paul summarized for his young pastoral protégé Timothy the benefits of the Bible and the results. The benefits are that the Bible contains doctrine, guidance, correction, and instructions in righteousness. The results are that we become “complete, thoroughly equipped for every good work.” The goal of any training manual is to equip one to do the work—whatever the profession.

Are you becoming better at good works? Read your Bible daily with a view toward becoming more mature as a follower of Christ.

Turning Point daily devotional; Dr. David Jeremiah

*The quest for excellence is a mark of maturity.*

**Max Lucado**



# 8 Practical Ways To Grow Your Church



For this installment of my pastor's part of the newsletter, I thought I would include an article I recently saw from a site called "*The Babylonian Bee*." This is a blog done by conservative Christians who **use sarcasm** to make a point about ministry and the church today. This is Sarcasm at its best! I love sarcasm...God invented it by the way! Printed below is a wonderfully sarcastic piece on how to "grow" a church. Please make sure to understand before you read it that **THIS IS SARCASM...NOT what we would ever want to do in the church**. The piece is written to show and get you to feel the real danger that for many churches today is common practice. Hope you enjoy!

"Are you in church leadership? If so, you know as well as anyone how tough business is right now. Gone are the days of triple-digit revenue growth and billion-dollar IPOs. But listen—don't let the challenging marketplace get you down. Instead, get creative. Here are 7 practical ways to get butts in seats and bottom lines heading north:

1. **Pander, pander, pander.** The first rule of church growth is to constantly compromise whatever deep convictions and sincere beliefs you might have in order to make visitors feel special. Sometimes, you even need to just ask people point-blank what it is you can compromise to get them to start attending your church regularly.
2. **Study what the Bible teaches about the local church, so you know what not to do.** Read up carefully on concepts like elders, deacons, and the gathering of the Lord's people, and then laugh about it with your executive business pastor later. People do not want this stuff. You're too cutting-edge for it, anyways.
3. **Two words: surprise baptisms.** Hide in the bushes around your community, and jump out with super-soakers to baptize passersby. New members! Then just throw some tithing envelopes at them and make your escape. (Two more words: dancing bears—just trust us here.)
4. **Lower the bar for membership.** Every local church should be easier to join than the Burger King Kid's Club. They come to church once per year? No problem. They're living an unrepentant, egregiously sinful lifestyle? Hey—who are you to judge? They can't even articulate the gospel at a Tiny Tots level? Pssh, bring 'em in! You're not going to grow this thing by turning people away! Extra tip: even let unregenerate folks fill leadership roles—you want everyone to really feel welcome.
5. **Design your church to look like a shopping mall.** When visitors wander in to pick up a coffee or go shopping in one of your bookstores or clothing stalls, ideally, they won't even know they're in a church. Some of the most successful churches even keep their members in the dark about their true identity as a place of worship for years. The early church did this all the time—that's how they grew so fast.
6. **Don't ask people to serve.** This should go without saying, but there are still a lot of backwards churches out there that ask people other than the well-paid staff to help out and serve the body of Christ. Remember that it's all about making people feel comfortable, rather than offering a place where they can be a part of something bigger than themselves. Say it with us: *the customer is always right!*
7. **Whatever else you do, don't preach the gospel.** This is the golden rule of church growth, and one that—amazingly—some churches are still ignoring. Teaching that people are naturally dead in their sins and need a Savior is very, very bad for business. If you're going to tell people that Jesus is the only hope any of us have, you might as well tell them to take their business elsewhere next Sunday!

## *From the Pastor's Wife!*

Here is something that I came across and wanted to share with you all...

### THINGS TO KNOW ABOUT YOUR PASTOR

1. He loves God and you a lot.

(Be mindful.)

2. He is a painfully limited human being.

(Be realistic.)

3. He probably has a pretty low view of his "performance."

(Be kind.)

4. He wishes he were a better preacher.

(Be awake.)

5. He really does want God's best for you and your family.

(Be open-hearted.)

6. His work knows no time or locational boundaries.

(Be patient.)

7. He hears much more negative information than positive.

(Be encouraging.)

8. He has chosen a vocation in which few remain.

(Be praying.)

9. He has chosen a highly leadership-intensive call.

(Be lead-able.)

10. He needs help.

(Be available.)

11. His God-given vision is bigger than himself and the church.

(Be faith-filled.)

12. He wants to personally meet all the needs, but knows he can't.

(Be understanding.)

13. He's going to say some dumb things every now and then.

(Be forgiving.)

14. His family is patient with you, so be patient with them. (Be conscientious.)

15. He is greatly encouraged by your faithfulness.

(Be there.)

16. He is passionate for God's Word to be made practical to you. (Be hungry.)

17. He longs for church to be your spiritual oasis.

(Be loving.)

18. He dreams for your and your family's spiritual health. (Be receptive.)

19. He needs to hear that you prayed for him.

(Be interceding.)

20. He's just a regular guy.

(Be real.)



We thank you for your prayers.  
You are all a blessing to us both!

Pastor Brett & Shelly



# In this issue:



## BEEF, Preparing for human Consumption

An abattoir is a synonym for a slaughterhouse. Butchery is a craft as ancient as civilization itself. From primitive tools to sophisticated techniques, the journey of meat processing is a testament to human innovation and adaptability.

1662: The meatpacking history is born. English colonists and fur trader William Pynchon was the founder of Springfield, Massachusetts. In 1662, he began the new world's first meat market when he began packing large quantities of salt pork into barrels for export to the West Indies.

1742: Brighton Market, located near Boston, held the first meat auction in the colonies. Cattle farmers and ranchers slaughtered animals and brought the resulting meat to Birmingham for sale. This positioned Boston as the new center of colonial America's meat trade.

In the early days of the United States, slaughterhouses were located near the center of industrializing cities, and they were often surrounded by other downtown businesses. Here are a few examples of early American slaughterhouses: Philadelphia Stockyard Company, a 21-acre complex, was located on the west banks of the Schuylkill River in Philadelphia. It included pens for cattle, hogs, and sheep; an abattoir; and administrative offices. The Chicago stockyards were a major tourist attraction. The stockyards were also a livestock market, while the packinghouse was a meat distribution plant.

New Orleans population grew quickly as the number of slaughterhouses increased rapidly. By 1868, there were more than 150 slaughterhouses in the area. They created quite a bit of waste material which was often dumped into the river and streets.

After the turn of the century, many small communities, cities, and rural areas found a need for local slaughter and butcher facilities to aid in the disbursement of locally raised cattle, hogs, and poultry, thus inviting private entrepreneurs to invest in those services.

The meat inspection act of 1906 was created after the public outcry over unsanitary conditions and inadequate inspections in the Chicago slaughterhouses. The act strengthened the requirements for sanitary conditions in all packinghouse and required inspections of meat and interstate commerce.

United States Department of Agriculture (USDA) required inspections to ensure official regulations are obeyed, especially in public services. The meat inspection act had a significant increase in overhead cost for small businesses.

**Old Cowboy quote: I don't know how I got over the hill without getting to the top!**



## Thoughts from BOB, the Blacksmith

### WOODVILLE CHURCH NURSERY SCHEDULE

#### *February*

- 2 Karen White & Mary Sall
- 9 Nancy Eveland & Renee Cook
- 16 Lynda Kolehouse & Mary Helmus
- 23 Sue Walta & LeeAnna Yates

#### *March*

- 2 Katelynn Arnold & Amanda Baar
- 9 Renee Hanlon & Kim Schaefer
- 16 Christie Pickaart & Shari Hartley
- 23 Stephanie Rockey & Savannah Costello
- 30 Renee Frantz & Karen White




**Thank you, ladies, for your service in caring for these little ones.**

*If you are unable to serve on the date that you are scheduled please contact Karen White 231-519-9488 as soon as possible.*







# What and When is Presidents' Day?

HISTORY

## Is this Holiday called Presidents' Day or Washington's Birthday?

Although the holiday is most often called "Presidents' Day" the observed federal holiday is officially called "Washington's birthday." Neither Congress nor the president has ever stipulated that the name of the holiday observed as Washington's birthday be changed to Presidents' Day. Additionally, Congress has never declared a national holiday binding in all states; each state has the freedom to determine its legal holidays. This is why there are some calendar discrepancies when it comes to this holiday's date.

## Presidents' Day History

Historically, Americans began celebrating George Washington's birthday just months after his death, long before Congress declared it a federal holiday. It was not until 1879, under President Rutherford B. Hayes, that Washington's birthday become a legal holiday, to be observed on his birthday, February 22. Washington's birthday was celebrated on February 22 until well into the 20<sup>th</sup> century. In 1968, congress passed the Monday Holiday Law to "provide uniform annual observances of certain legal public holidays on Mondays." By creating more 3-day weekends, Congress hoped to "bring substantial benefits to both the spiritual and economic life of the nation."

## When is Presidents' Day?

Presidents' Day is observed annually on the third Monday in February. In 2025, Presidents' Day will be celebrated on Monday, February 17.

## When is George Washington's Real Birthday?

Although the federal holiday is held on the third Monday of February, George Washington's birthday is observed on February 22. To complicate matters, Washington was actually born on February 11, 1731! How can that be? George Washington was born when the Julian calendar was in use. During Washington's lifetime, people in Great Britain and America switched the official calendar system from Julian to Gregorian calendar.

## George Washington Quote

Upon entering office, Washington was not convinced he was the right man for the job. He wrote, "My movements to the chair of government will be accompanied by feelings not unlike those of a culprit who is going to the place of his execution." Fortunately for the young country, he was wrong.

*Worry is the interest paid by those who borrow trouble- George Washington*

*The Old Farmers Almanac*

## CRAN HILL WINTERFEST

A free community event



Pony Rides, Broomball, Ice Wall, Wagon Rides, Three Tubing Hills, Free Lunch & More!



February 16<sup>th</sup> 2-6 pm

14444 17 Mile Rd. Rodney, MI.

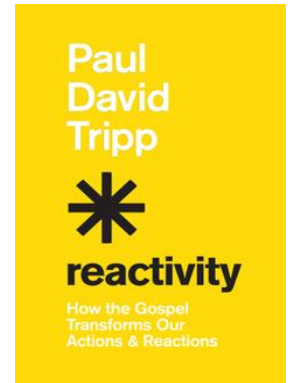



# The Woodville Church library is overflowing with truth, adventure, History and grace.

Come check out our church library as we have added some new items to read, study and watch. There are new books for the children and pre teens too!




In our fiction & nonfiction check out...



Please remember that books need to be return after 4 weeks  
DVDs returned after 2 weeks unless they are resigned out.  
There is a crate inside the library door when returning them.  
There are also bags to carry your books back & forth.

Do you need something to do on these cold winter days?  
There are Puzzles galore in the library for the taking.



## Exercise Your Spiritual Gifts

Using your Spiritual Gifts is very important here at Woodville Community Church. To aid you in determining what your spiritual gifts are, we have tests to guide you. The tests (and info on how to calculate the scores) are located on the back table in the narthex under the mailboxes, and are also available on the church website at [www.woodvillechurch.org](http://www.woodvillechurch.org).

Our Board encourages you to take the time to fill out the assessment form and turn in the results to the church office.

### 10 THINGS YOU'LL NEVER REGRET DOING IN 2025:

1. Prioritizing Jesus: His Word + His ways
2. Working with an attitude of excellence
3. Pausing to recalibrate before responding
4. Worshiping before the promise comes
5. Being kind when others aren't
6. Setting a holy boundary, even when it's hard
7. Drinking more living + literal water
8. Inviting the Holy Spirit wherever you are
9. Getting serious about your health
10. Resting in God's provision

@CLEERELYSTATED



# February 2025



## Sunday

WORSHIP SERVICE  
10:00 a.m.

Sunday School  
11:45 a.m.

## Tuesday

MEN'S BIBLE STUDY  
8:00 a.m.

WOMEN'S BIBLE STUDY  
9:30 a.m.

## Wednesday

H.O.P.E.  
6:00 p.m.  
EVENING SERVICE  
6:30 p.m.

## 3<sup>rd</sup> Monday

BOARD MEETING  
6:00 p.m.

	Mon	Tue	Wed	Thu	Fri	Sat
<b>1</b> Greeters for February: Clint & Shelley Cook						
<b>2</b> WORSHIP SERVICE <i>SPECIAL CONGREGATIONAL MEETING</i>	<b>3</b>	<b>4</b> Men's Bible Study Ladies Bible study	<b>5</b> H.O.P.E. WEDNESDAY NIGHT SERVICE	<b>6</b> Praise Team practice	<b>7</b>	<b>8</b>
<b>9</b> WORSHIP SERVICE <b>SUNDAY SCHOOL</b>	<b>10</b>	<b>11</b> Men's Bible Study Ladies Bible study	<b>12</b> H.O.P.E. WEDNESDAY NIGHT SERVICE	<b>13</b> Praise Team practice	<b>14</b> <i>happy Valentine's day</i>	<b>15</b>
<b>16</b> WORSHIP SERVICE <b>SUNDAY SCHOOL</b> <i>CRAN HILL WINTERFEST</i>	<b>17</b> <b>Board Meeting</b>	<b>18</b> Men's Bible Study Ladies Bible study Men's Evening Bible Study	<b>19</b> H.O.P.E. WEDNESDAY NIGHT SERVICE	<b>20</b> Praise Team practice	<b>21</b>	<b>22</b>
<b>23</b> WORSHIP SERVICE <b>SUNDAY SCHOOL</b>	<b>24</b>	<b>25</b>	<b>26</b> H.O.P.E. WEDNESDAY NIGHT SERVICE	<b>27</b> Praise Team practice	<b>28</b>	

## February Birthdays

- |                     |                   |
|---------------------|-------------------|
| 2 Esther Davison    | 19 Bob Doornbos   |
| 4 Ricky Yates 111   | Chuck Hanlon      |
| 5 Michelle Kuikstra | Jay Ramsey        |
| Bob Shoemaker       | 20 Marilyn Davis  |
| 8 Amy Hysell        | 21 Mary Cook      |
| 9 Diane Schindlbeck | 24 Dan Doornbos   |
| Eric Schindlbeck    | 25 John Byers     |
| 13 LilyAnna Yates   | 26 Jeff Berkompas |
| 16 Nelda Thompson   | 27 Michael Hart   |

## February Anniversaries

- 14 Gordon & Marian Witte
- 16 Ricky & LeeAnna Yates
- 24 William & Shari Hartley

Items on this calendar are subject to change



# MARCH 2025



Sun	Mon	Tue	Wed	Thu	Fri	Sat
<b>Sunday</b> GREETERS FOR MARCH: WORSHIP SERVICE 10:00 a.m.						1
2 <b>WORSHIP SERVICE</b> <b>SUNDAY SCHOOL</b> Sunday school 11:45 a.m.	3 <b>LADIES AID</b>	4 Men's Bible Study Ladies Bible Study	5 AWANA H.O.P.E. WEDNESDAY SERVICE	6 Praise Team practice	7	8
<b>Monday</b> LADIES AID BIBLE STUDY 10:00 a.m.	9  <b>WORSHIP SERVICE</b> <b>SUNDAY SCHOOL</b>	10 Men's Bible Study Ladies Bible Study	11 Men's Bible Study Ladies Bible Study	12 AWANA H.O.P.E. WEDNESDAY SERVICE	13 Praise Team practice	14
<b>Tuesday</b> MEN'S BIBLE STUDY 8:00 a.m.	16 <b>WORSHIP SERVICE</b> <b>SUNDAY SCHOOL</b> LADIES BIBLE STUDY 9:30 a.m.	17 <b>LADIES AID</b> <b>Board Meeting</b>	18 Men's Bible Study Ladies Bible Study Men's Evening Bible Study	19 AWANA H.O.P.E. WEDNESDAY SERVICE	20 First day of Spring! Praise Team practice	21
<b>Wednesday</b> AWANA & H.O.P.E. 6:00 P.M. EVENING SERVICE 6:30 p.m.	23 <b>WORSHIP SERVICE</b> <b>SUNDAY SCHOOL</b>	24 Men's Bible Study Ladies Bible Study	25 Men's Bible Study Ladies Bible Study	26 AWANA H.O.P.E. WEDNESDAY SERVICE	27 Praise Team practice	28
<b>3rd Monday</b> BOARD MEETING 6:00 p.m.	30 <b>WORSHIP SERVICE</b> <b>SUNDAY SCHOOL</b>	31				29



## March Anniversaries

15 John & Terry Innis

## March Birthdays

- |                      |                    |
|----------------------|--------------------|
| 4 Marian Witte       | 19 Gary Frantz     |
| 7 Garry Cramner      | 23 Paula Gray      |
| 9 Wyatt Berkompas    | Tanya Atwood       |
| 10 DeeAnn Ruitter    | 24 Alton Rockey    |
| 12 Savannah Costello | Alice Gerst        |
| Doreen Jusino        | 26 Phil Rottman    |
| 13 Wes Knight        | 29 Nancy Redd      |
| 14 Amanda Hahn       | 31 Lori Vander Ark |
| 15 Lynda Kolehouse   | Gary Teja          |
| Lesia Laugavitz      |                    |



# Food For Thought...

## Baked Ziti

Recipe tested by [Southern Living](#)

Active Time: 40 mins

Total Time: 1 hr 5 mins Servings: 8

### Ingredients

- 1 (1-lb.) pkg. ziti
- 3 Tbsp. olive oil, divided
- 1 lb. 90/10 lean ground beef
- 1 small (7 oz) yellow onion, finely chopped, about 1-1/4 cups
- 3 large garlic cloves, finely chopped (about 1 1/2 Tbsp.)
- 1 (28-oz.) can whole peeled plum tomatoes, crushed by hand
- 1 (24-oz.) jar marinara sauce
- 1 (15-oz.) container whole-milk ricotta cheese
- 1/3 cup heavy whipping cream
- 1 tsp. kosher salt
- 1/2 tsp. crushed red pepper
- 12 oz pre-shredded low-moisture part-skim mozzarella cheese (about 3 cups), divided
- 3 oz. Parmigiano-Reggiano cheese, grated (about 3/4 cup), divided
- Chopped fresh flat-leaf parsley

## St. Patrick's Day Poke Cake

Prep Time 25 minutes Cook Time 30 minutes

Chilling time 8 hours Total Time 8 hours 55 minutes Servings 15

### Ingredients

- 1 box white cake mix plus ingredients on the back (water, oil, egg whites) Baked at temperature that it calls for on box
- 1 box lime Jello 3-ounce size
- 2 cups water
- 8 ounces Cool Whip
- 1 box white chocolate instant pudding mix 3-ounce size
- 1/3 cup St. Patrick's Day sprinkles

### Instructions

1. Prepare the cake batter according to package directions.
2. Pour the batter into a 13x9 inch pan and bake as directed, then place the baked cake on a wire rack and allow it to cool to room temperature.
3. Poke holes all over the top of the cake.
4. Bring 1 cup water to a boil in a medium saucepan, then remove from the heat and whisk in the lime Jello mix. Add 1 cup of cold water and stir until the mix is completely dissolved.
5. Pour Jello into the holes on top of the cake, then move the cake to the refrigerator to chill overnight.
6. Whisk together Cool Whip and white chocolate pudding mix in a large bowl until well combined.
7. Using a spatula or a knife, spread the whipped topping mixture over the top of the entire cake.
8. Sprinkle the St. Patrick's Day sprinkles on top of the cake.

### Directions

#### 1. Cook ziti:

Preheat oven to 375°F. Bring a large pot of salted water to a boil over high. Add ziti and cook, stirring occasionally, according to package directions for al dente, about 10 minutes. Drain ziti in a colander and toss with 1 tablespoon of the oil.

#### 2. Cook ground beef:

While ziti cooks, heat remaining 2 tablespoons oil in a large Dutch oven over medium-high. Break ground beef into medium-sized clumps, and add to Dutch oven. Cook, stirring once halfway through cook time, until deeply browned on 2 sides, 6 to 8 minutes.

#### 3. Break up ground beef into smaller pieces:

Cook, stirring and breaking up meat into smaller pieces with a wooden spoon, until cooked through and no longer pink, about 2 minutes.

#### 4. Add garlic and onion:

Reduce heat to medium. Add onion and garlic, and cook, stirring often, until softened, about 3 minutes.

#### 5. Make ragu:

Stir in plum tomatoes and marinara sauce. Bring to a simmer over medium. Cover, and simmer, stirring occasionally, until slightly thickened, 10 to 12 minutes. Remove from heat, and set aside 3 cups of the ragu.

#### 6. Add cheeses, cream, and seasoning to ragu:

Add ricotta, cream, salt, crushed red pepper, 2 cups of the mozzarella, and 1/2 cup of the Parmigiano-Reggiano to remaining ragu in Dutch oven, and stir to combine. Add cooked ziti, and stir until thoroughly combined.

#### 7. Assemble casserole:

To assemble, spread 1 cup of the reserved ragu in the bottom of a 13- x 9-inch baking dish. Spoon half of the ziti mixture over ragu. Spoon 1 cup of the reserved ragu over ziti mixture.

Spoon remaining ziti mixture over ragu. Spread remaining 1 cup reserved ragu over ziti mixture, and sprinkle with remaining 1 cup mozzarella and 1/4 cup Parmigiano-Reggiano.

#### 8. Bake:

Bake, uncovered, in preheated oven until cheese is melted and browned in spots, 20 to 25 minutes. Let cool 5 minutes. Garnish with parsley.

*"...A merry heart doeth good like a medicine..."*

**JUST SPENT 45  
MINUTES ON THE  
TREADMILL.  
TOMORROW MY  
GOAL IS TO TURN  
IT ON.**



This one is for Nina Bell...  
Happy Retirement!

**A CANDLE WILL LOSE NOTHING  
BY LIGHTING ANOTHER CANDLE**



**ENCOURAGE AND COMFORT ONE ANOTHER AND  
BUILD EACH OTHER UP ~1 THESSALONIANS 5:11**

**The Loudest Sounds On Earth**



Don't let anyone be the  
cause why you leave  
**CHURCH**  
They are not the reason why  
you go to church in the first  
place.

**MY AGE DOESN'T  
BOTHER ME,  
IT'S THE SIDE  
EFFECTS.**

# ACTIVITY PAGE

## John Chapter 1-14 Bible Quiz

1. In John chapter 1, who is referred to as “the Word”?

**Answer:** Jesus Christ

2. According to John chapter 3, who must be born again to see the kingdom of God?

**Answer:** Everyone

3. In John chapter 6, what miracle did Jesus perform with five loaves of bread and two fish?

**Answer:** Feeding the 5,000

4. **True or False:** In John chapter 11, Jesus raised Lazarus from the dead.

**Answer:** True

5. According to John chapter 14, who did Jesus promise to send as a Helper to his disciples?

**Answer:** The Holy Spirit

6. In John chapter 15, Jesus refers to himself as the true \_\_\_\_\_.

**Answer:** Vine

7. What famous declaration does Thomas make in John chapter 20 after seeing the resurrected Jesus?

**Answer:** “My Lord and my God!”

8. According to John chapter 21, how many times did Jesus ask Peter if he loved him?

**Answer:** Three times

9. Who is the author of the Gospel of John?

**Answer:** John the Apostle

10. In John chapter 17, what did Jesus pray for regarding his disciples?

**Answer:** That they may be one

11. In John chapter 18, who denies Jesus three times before the rooster crows?

**Answer:** Peter

12. According to John chapter 19, what did the soldiers do to Jesus before crucifying him?

**Answer:** They mocked him and put a crown of thorns on his head

13. In John chapter 20, which disciple doubted that Jesus had risen from the dead until he saw him?

**Answer:** Thomas

14. **True or False:** In John chapter 21, Jesus appeared to his disciples by the Sea of Galilee after his resurrection.

**Answer:** True

## What are the questions in the book of John

In the book of John, there are several key questions that are raised:

1. “Where are you staying?” – John 1:38
2. “Can anything good come out of Nazareth?” – John 1:46
3. “How can a man be born when he is old? Can he enter a second time into his mother’s womb and be born?” – John 3:4
4. “Are you greater than our father Jacob, who gave us the well?” – John 4:12
5. “Do you want to get well?” – John 5:6
6. “What sign then will you give that we may see it and believe you? What will you do?” – John 6:30
7. “Where are your accusers? Has no one condemned you?” – John 8:10
8. “How can this man give us his flesh to eat?” – John 6:52
9. “Who do you say I am?” – John 8:24
10. “You are not yet fifty years old, and have you seen Abraham?” – John 8:57

These questions play a significant role in the narrative of the Gospel of John, prompting reflection, dialogue, and revelation about the identity and mission of Jesus.